



14th November, 2014

The Manager
Listing Department
Bombay Stock Exchange Limited,
P. J. Tower,
Dalal Street,
Mumbai – 400 001.

Code No. 512 229

Sub: Submission of Unaudited Financial Results for quarter and half year ended 30-9-2014

Dear Sir/Madam,

We are enclosing herewith the Unaudited Financial Results along with the Limited Review Report pursuant to Clause 41 of Listing Agreement for the quarter and half year ended 30th September, 2014 which were taken on record at the meeting of the Board of Directors of the Company held on 14th November, 2014.

Kindly acknowledge the receipt of the same.

Thanking you,

Yours faithfully,
For **VERITAS (INDIA) LIMITED**

Mukesh Tank

(Mukesh Tank)
Company Secretary



Encls: As above

To,
The Board of Directors
Veritas (India) Limited
Mumbai

Limited Review Report


We have reviewed the accompanying statement of Unaudited Consolidated Financial results of M/S Veritas (India) Limited and its subsidiaries ("the Company") for the quarter ended 30-09-2014 (the "Statement") except for the disclosures regarding 'Public Shareholding' and 'Promoter and Promoter Group Shareholding' which have been traced from disclosures made by the management and have not been audited by us. This statement is the responsibility of the Company's Management and has been approved by the Board of Directors. Our responsibility is to issue a report on these financial statements based on our review.

We conducted our review in accordance with the Standard on Review Engagement (SRE) 2400, engagements to Review Financial Statements issued by the Institute of Chartered Accountants of India. This standard requires that we plan and perform the review to obtain moderate assurance as to whether the financial statements are free of material misstatement. A review is limited primarily to inquiries of Company personnel and analytical procedures applied to financial data and thus provide less assurance than an audit. We have not performed an audit and accordingly, we do not express an audit opinion.

Based on our review conducted as above, nothing has come to our attention that causes us to believe that the accompanying statement of Unaudited financial results prepared in accordance with the Accounting Standards specified under the Companies Act, 1956 (which are deemed to be applicable in respect to Section 133 of the Companies Act, 2013, read with Rule 7 of the Companies (Accounts) Rules, 2014 and other accounting principles generally accepted in India and has not disclosed the information required to be disclosed in terms of Clause 41 of the Listing Agreement including the manner in which it is to be disclosed, or that it contains any material misstatement.



For Shabbir S. Bagasrawala
Chartered Accountants


Proprietor
Membership No. - 039865

Place: Mumbai
Date: November 14, 2014

VERITAS (INDIA) LIMITED

Regd Office: 701 Embassy Centre, Nariman Point, Mumbai- 400 021

CIN : L23209MH1985PLC035702

PART I							
STATEMENT OF CONSOLIDATED UNAUDITED FINANCIAL RESULTS FOR THE QUARTER ENDED 30 TH SEPTEMBER, 2014							(Rs. in Lacs)
	PARTICULARS	UNAUDITED					AUDITED
		(CONSOLIDATED)					
		Quarter ended 30-09-2014	Quarter ended 30-06-2014	Corresponding Quarter ended 30-09-2013	Six months ended 30-9-2014	Six months ended 30-9-2013	Accounting Year ended 31-03-2014
1	Income from Operations						
(a)	Net Sales/Income from Operations (Net of excise duty)	33,060.69	31,627.64	27,398.43	64,688.32	54,773.99	120,210.64
(b)	Other Operating Income	-	-	-	-	-	-
	TOTAL INCOME FROM OPERATIONS (Net)	33,060.69	31,627.64	27,398.43	64,688.32	54,773.99	120,210.64
2	Expenses						
a	Cost of Materials consumed	-	-	-	-	-	-
b	Purchases of stock-in-trade	31,231.68	30,430.05	26,221.54	61,661.74	52,430.59	115,590.76
c	Changes in inventories of finished goods, work-in-progress and stock-in-trade	8.26	(98.28)	50.87	(90.02)	118.80	145.53
d	Employee benefits expense	103.14	92.36	92.86	195.50	194.81	406.10
e	Depreciation and amortisation expense	1.86	31.65	14.00	33.50	27.85	56.38
f	Other expenses	199.64	101.57	103.46	301.20	200.51	478.20
	TOTAL EXPENSES	31,544.57	30,557.35	26,482.73	62,101.92	52,972.56	116,676.97
3	Profit / (Loss) from Operations before Other Income, finance costs and exceptional items (1-2)	1,516.11	1,070.28	915.70	2,586.40	1,801.43	3,533.67
4	Other Income	0.80	-	-	0.80	-	338.58
5	Profit / (Loss) from ordinary activities before finance costs and exceptional items (3+4)	1,516.91	1,070.28	915.70	2,587.20	1,801.43	3,872.25
6	Finance Costs	134.59	103.35	117.96	237.94	190.32	607.78
7	Profit / (Loss) from ordinary activities after finance costs but before exceptional items (5-6)	1,382.33	966.93	797.75	2,349.26	1,611.11	3,264.47
8	Exceptional Items	-	-	-	-	-	-
9	Profit/(Loss) from Ordinary Activities before tax (7+8)	1,382.33	966.93	797.75	2,349.26	1,611.11	3,264.47
10	Tax Expense	22.06	16.45	13.12	38.51	19.97	160.63
11	Net Profit / (Loss) from Ordinary Activities after tax (9-10)	1,360.28	950.48	784.63	2,310.75	1,591.14	3,103.85
12	Extraordinary Items	-	-	-	-	-	-
13	Net Profit / (Loss) for the period (11-12)	1,360.28	950.48	784.63	2,310.75	1,591.14	3,103.85
14	Share of Profit / (Loss) of Associates	-	-	-	-	-	-
15	Minority Interest	-	-	-	-	-	-
16	Net Profit / (Loss) after taxes, minority interest and Share of Profit / (Loss) of associates (13-14-15)	1,360.28	950.48	784.63	2,310.75	1,591.14	3,103.85
17	Paid-Up Equity Share Capital (Face Value of Re. 1/- each)	242.10	242.10	242.10	242.10	242.10	242.10
18	Reserves excluding Revaluation Reserves as per Balance Sheet of Previous Accounting Year	-	-	-	-	-	18,894.56
19. i	Earning Per Share (before extraordinary items) (of Re.1/- each) (not annualised):	5.62	3.93	3.24	9.54	6.57	12.82
	a) Basic	5.62	0.04	3.24	9.54	6.57	12.82
	b) Diluted	5.62	0.03	3.24	9.54	6.57	12.82
19. ii	Earning Per Share (after extraordinary items) (of Re.1/- each) (not annualised):	5.62	3.93	3.24	9.54	6.57	12.82
	a) Basic	5.62	0.04	3.24	9.54	6.57	12.82
	b) Diluted	5.62	0.03	3.24	9.54	6.57	12.82
	GP Ratio	5.51	4.10	4.11	4.82	4.06	3.72
	NP Ratio	4.11	3.01	2.86	3.57	2.90	2.58



PART II							
A	PARTICULARS OF SHAREHOLDING						
1	Public Shareholding						
	-Number of Shares.	7996900	7996900	7996900	7996900	7996900	7996900
	-Percentage of Shareholding	33.03%	33.03%	33.03%	33.03%	33.03%	33.03%
2	Promoters and promoter group Shareholding						
a)	Pledged/ Encumbered						
	- Number of Shares	-	-	-	-	-	-
	- Percentage of shares (as a % of the total shareholding of promoter & promoter group)	-	-	-	-	-	-
	- Percentage of shares (as a % of the total share capital of the company)	-	-	-	-	-	-
b)	Non-encumbered						
	- Number of Shares	16213100	16213100	16213100	16213100	16213100	16213100
	- Percentage of shares (as a % of the total shareholding of promoter & promoter group)	100%	100%	100%	100%	100%	100%
	- Percentage of shares (as a % of the total share capital of the company)	66.97%	66.97%	66.97%	66.97%	66.97%	66.97%
	Particulars	3 months					
B	INVESTOR COMPLAINTS						
	Pending at the beginning of the quarter	NIL					
	Received during the quarter	NIL					
	Disposed off during the quarter	NIL					
	Remaining unresolved at the end of the quarter	NIL					


Notes:

- The above Unaudited financial results have been reviewed by the Audit Committee and the same have been taken on record by the Board of Directors at its meeting held on 14th November, 2014.
- The Statutory Auditors have carried out a Limited Review of the results for the quarter ended on 30th September, 2014.
- Previous period figures have been regrouped/rearranged wherever necessary.

4	Standalone Financial Details	Quarter ended	Quarter ended	Corresponding	Six months ended	Six months ended	Accounting	
		30-09-2014	30-06-2014	Quarter ended	30-9-2014	30-9-2013	Year ended	
				30-09-2013			31-03-2014	
		UNAUDITED					AUDITED	
	Total Income From Operations Net	11,848.62	11,138.86	10,363.05	22,987.48	20,625.94	40,272.74	
	Profit before tax	99.02	82.25	106.59	181.27	140.88	870.41	
	Profit after tax	76.70	65.80	93.47	142.50	120.90	711.83	

- The unaudited financial results of the Company for the quarter ended 30th September, 2014 are available on the Company's website "www.veritasindia.net" and Bombay Stock Exchange website "www.bseindia.com".
- During the quarter one of step down subsidiary M/s Veritas Agro Venture Private Limited (VAVPL) has been merged with another subsidiary M/s Vidhata Farming Private Limited (VFPL) as per the order of the Hon'ble Bombay High Court dated 18th July, 2014, the assets and liabilities of VAVL has been taken over by VFPL at their fair values. The difference between the fair value of assets and investments canceled of Rs. 83,421.48 lakhs has been credited to Capital Reserve.
- M/s Veritas Agro Venture Private Limited the step down subsidiary of the Company has incorporated its own wholly subsidiary at Port Louis, Mauritius, with name M/s GV Investment Finance Company Limited.

FOR VERITAS (INDIA) LIMITED



(Nitin Kumar Didwania)
DIRECTOR
DIN No. 00210289

Place: Mumbai
Date: 14th November, 2014

VERITAS (INDIA) LIMITED
 Regd Office: 701 Embassy Centre, Nariman Point, Mumbai- 400 021
 CIN : L23209MH1985PLC035702

Statement of Assets and Liabilities for the Half Year ended 30th September, 2014 (Rs in Lacs)

	Particulars	As at Half	As at Previous
		Year ended	Accounting Year
		30-9-2014	ended 31-3-2014
		UNAUDITED	AUDITED
(CONSOLIDATED)			
A	EQUITY AND LIABILITIES		
1	Shareholders' funds		
	a) Share Capital	242.10	242.10
	b) Reserves and Surplus	105,733.43	18,894.56
	Sub-total- Shareholders'Funds	105,975.53	19,136.66
2	Non-Current Liabilities		
	a) Long-term borrowings	1,805.24	213.22
	b)Deferred tax liabilities (net)	218.59	213.99
	Sub-total- Non-Current Liabilities	2,023.84	427.21
3	Current Liabilities		
	a) Short-term borrowings	11,881.53	13,667.42
	b) Trade payables	31,703.21	9,151.65
	c) Other current liabilities	185.81	251.71
	d) Short-term provisions	47.98	56.22
	Sub-total- Current Liabilities	43,818.53	23,127.01
	TOTAL- EQUITY AND LIABILITIES	151,817.89	42,690.88
B	ASSETS		
1	Non-Current Assets		
	a) Fixed Assets	85,610.21	2,117.88
	b) Goodwill on consolidation	0.68	0.60
	c) Non-Current investments	109.98	109.98
	d) Deferred Tax assets (net)	-	-
	e) Long-term Loans and Advances	479.70	82.79
	f) Other Non-Current Assets	-	-
	Sub-total- Non Current Assets	86,200.57	2,311.26
2	Current Assets		
	a) Current investments	-	-
	b) Inventories	258.34	168.31
	c) Trade Receivables	58,245.40	38,562.50
	d) Cash and Cash equivalents	6,734.83	1,237.82
	e) Short-term loans and advances	378.76	351.08
	f) Other Current assets	-	59.90
	Sub-total- Current Assets	65,617.33	40,379.62
	TOTAL- ASSETS	151,817.89	42,690.88

FOR VERITAS (INDIA) LIMITED

Place: Mumbai
 Date: 14th November, 2014



(Nitin Kumar Didwania)
 DIRECTOR
 DIN No. 01210289

VERITAS (INDIA) LIMITED

Regd Office: 701 Embassy Centre, Nariman Point, Mumbai- 400 021

CIN : L23209MH1985PLC035702

Segment Reporting under Clause 41 of Listing Agreement

(Rs. in Lacs)

		UNAUDITED				AUDITED	
		(CONSOLIDATED)					
PARTICULARS		Quarter ended 30-09-2014	Quarter ended 30-06-2014	Corresponding Quarter ended 30-09-2013	Six months ended 30-9-2014	Six months ended 30-9-2013	Accounting Year ended 31-03-2014
1	Segment Revenue (Net Sales/ Income from each segment)						
a)	Segment A- (Trading in Goods)	33,052.00	31,620.81	27,360.42	64,672.81	54,713.40	120,132.73
b)	Segment B - (Power Generation- Windmill)	8.69	6.82	38.01	15.51	60.59	77.91
c)	Unallocated	-	-	-	-	-	-
	TOTAL	33,060.69	31,627.64	27,398.43	64,688.32	54,773.99	120,210.64
	Less: Inter Segment Revenue	-	-	-	-	-	-
	Net Sales/Income from Operations	33,060.69	31,627.64	27,398.43	64,688.32	54,773.99	120,210.64
2	Segment Results (Profit before tax and interest from each Segment)						
a)	Segment A- (Trading in Goods)	1,528.70	1,072.92	888.87	2,601.62	1,763.94	3,487.82
b)	Segment B - (Power Generation- Windmill)	(12.59)	(2.64)	26.83	(15.22)	37.50	45.85
c)	Unallocated	0.80	-	-	0.80	-	338.58
	TOTAL	1,516.91	1,070.28	915.70	2,587.20	1,801.43	3,872.25
	Less:						
	i. Interest	134.59	103.35	117.96	237.94	190.32	607.78
	ii. Other Un-allocable Expenditure net off	-	-	-	-	-	-
	iii. Un-allocable income	-	-	-	-	-	-
	TOTAL Profit / (Loss) before Tax	1,382.33	966.93	797.75	2,349.26	1,611.11	3,264.47
3	Capital Employed (Segment assets- Segment Liabilities)						
a)	Segment A- (Trading in Goods)	107,597.51	20,238.08	17,586.55	107,597.51	17,586.55	19,191.86
b)	Segment B - (Power Generation- Windmill)	401.86	378.12	380.90	401.86	380.90	372.01
c)	Unallocated	-	-	-	-	-	-
	TOTAL	107,999.37	20,616.21	17,967.46	107,999.37	17,967.46	19,563.87

For VERITAS (INDIA) LIMITED

Place: Mumbai

Date: 14th November, 2014



(Nitin Kumar Didwania)

DIRECTOR

DIN No. 00210289

To,
The Board of Directors
Veritas (India) Limited
Mumbai

Limited Review Report


We have reviewed the accompanying statement of Unaudited Financial results of M/S VERITAS (India) Limited for the quarter ended 30-09-2014 except for the disclosures regarding 'Public Shareholding' and 'Promoter and Promoter Group Shareholding' which have been traced from disclosures made by the management and have not been audited by us. This statement is the responsibility of the Company's Management and has been approved by the Board of Directors. Our responsibility is to issue a report on these financial statements based on our review.

We conducted our review in accordance with the Standard on Review Engagement (SRE) 2400, engagements to Review Financial Statements issued by the Institute of Chartered Accountants of India. This standard requires that we plan and perform the review to obtain moderate assurance as to whether the financial statements are free of material misstatement. A review is limited primarily to inquiries of Company personnel and analytical procedures applied to financial data and thus provide less assurance than an audit. We have not performed an audit and accordingly, we do not express an audit opinion.

Based on our review conducted as above, nothing has come to our attention that causes us to believe that the accompanying statement of Unaudited financial results prepared in accordance with the Accounting Standards specified under the Companies Act, 1956 (which are deemed to be applicable in respect to Section 133 of the Companies Act, 2013, read with Rule 7 of the Companies (Accounts) Rules, 2014 and other accounting principles generally accepted in India and has not disclosed the information required to be disclosed in terms of Clause 41 of the Listing Agreement including the manner in which it is to be disclosed, or that it contains any material misstatement.



For Shabbir S. Bagasrawala
Chartered Accountants


Proprietor
Membership No -039865

Place: Mumbai
Date: November 14, 2014

VERITAS (INDIA) LIMITED

Regd Office: 701 Embassy Centre, Nariman Point, Mumbai- 400 021

CIN : L23209MH1985PLC035702

PART I							
STATEMENT OF STANDALONE UNAUDITED FINANCIAL RESULTS FOR THE QUARTER ENDED 30 TH SEPTEMBER, 2014							(Rs. in Lacs)
UNAUDITED							AUDITED
(STANDALONE)							
PARTICULARS	Quarter ended 30-09-2014	Quarter ended 30-06-2014	Corresponding Quarter ended 30-09-2013	Six months ended 30-9-2014	Six months ended 30-9-2013	Accounting Year ended 31-03-2014	
1	Income from Operations						
(a)	Net Sales/Income from Operations (Net of excise duty)	11,848.62	11,138.86	10,363.05	22,987.48	20,625.94	40,272.74
(b)	Other Operating Income	-	-	-	-	-	-
	TOTAL INCOME FROM OPERATIONS (Net)	11,848.62	11,138.86	10,363.05	22,987.48	20,625.94	40,272.74
2	Expenses						
a	Cost of Materials consumed	-	-	-	-	-	-
b	Purchases of stock-in-trade	11,517.02	10,960.55	10,127.43	22,477.57	20,088.06	38,840.21
c	Changes in inventories of finished goods, work-in-progress and stock-in-trade	8.26	(98.28)	50.86	(90.02)	118.80	145.53
d	Employee benefits expense	77.99	59.13	71.11	137.12	144.53	295.66
e	Depreciation and amortisation expense	1.50	31.38	14.00	32.87	27.85	55.55
f	Other expenses	88.14	62.26	67.44	150.40	136.37	319.40
	TOTAL EXPENSES	11,692.90	11,015.03	10,330.85	22,707.94	20,515.62	39,656.36
3	Profit / (Loss) from Operations before Other income, finance costs and exceptional items (1-2)	155.72	123.82	32.20	279.54	110.32	616.39
4	Other Income	-	-	126.32	-	126.32	465.87
5	Profit / (Loss) from ordinary activities before finance costs and exceptional items (3+4)	155.72	123.82	158.52	279.54	236.64	1,082.25
6	Finance Costs	56.69	41.58	51.93	98.27	95.77	211.84
7	Profit / (Loss) from ordinary activities after finance costs but before exceptional items (5-6)	99.02	82.25	106.59	181.27	140.88	870.41
8	Exceptional Items	-	-	-	-	-	-
9	Profit/(Loss) from Ordinary Activities before tax (7+8)	99.02	82.25	106.59	181.27	140.88	870.41
10	Tax Expense	22.32	16.45	13.12	38.77	19.97	158.59
11	Net Profit / (Loss) from Ordinary Activities after tax (9-10)	76.70	65.80	93.47	142.50	120.90	711.83
12	Extraordinary Items	-	-	-	-	-	-
13	Net Profit / (Loss) for the period (11-12)	76.70	65.80	93.47	142.50	120.90	711.83
14	Share of Profit / (Loss) of Associates	-	-	-	-	-	-
15	Minority interest	-	-	-	-	-	-
16	Net Profit / (Loss) after taxes, minority interest and Share of Profit / (Loss) of associates (13-14-15)	76.70	65.80	93.47	142.50	120.90	711.83
17	Paid-Up Equity Share Capital (Face Value of Re. 1/- each)	242.10	242.10	242.10	242.10	242.10	242.10
18	Reserves excluding Revaluation Reserves as per Balance Sheet of Previous Accounting Year						10,116.43
19. i	Earning Per Share (before extraordinary items) (of Re.1/- each) (not annualised):	0.32	0.27	0.39	0.59	0.50	2.94
	a) Basic	0.32	0.02	0.39	0.59	0.50	2.94
	b) Diluted	0.32	0.01	0.39	0.59	0.50	2.94
19. ii	Earning Per Share (after extraordinary items) (of Re.1/- each) (not annualised):	0.32	0.02	0.39	0.59	0.50	2.94
	a) Basic	0.32	0.02	0.39	0.59	0.50	2.94
	b) Diluted	0.32	0.01	0.39	0.59	0.50	2.94
	GP Ratio	2.73	2.48	1.78	2.61	2.03	3.20
	NP Ratio	0.65	0.59	0.90	0.62	0.59	1.77



PART II							
A PARTICULARS OF SHAREHOLDING							
1	Public Shareholding						
	-Number of Shares.	7996900	7996900	7996900	7996900	7996900	7996900
	-Percentage of Shareholding	33.03%	33.03%	33.03%	33.03%	33.03%	33.03%
2	Promoters and promoter group Shareholding						
a)	Pledged/ Encumbered						
	- Number of Shares	-	-	-	-	-	-
	- Percentage of shares (as a % of the total shareholding of promoter & promoter group)	-	-	-	-	-	-
	- Percentage of shares (as a % of the total share capital of the company)	-	-	-	-	-	-
b)	Non-encumbered						
	- Number of Shares	16213100	16213100	16213100	16213100	16213100	16213100
	- Percentage of shares (as a % of the total shareholding of promoter & promoter group)	100%	100%	100%	100%	100%	100%
	- Percentage of shares (as a % of the total share capital of the company)	66.97%	66.97%	66.97%	66.97%	66.97%	66.97%
	Particulars	3 months					
B INVESTOR COMPLAINTS							
	Pending at the beginning of the quarter	NIL					
	Received during the quarter	NIL					
	Disposed off during the quarter	NIL					
	Remaining unresolved at the end of the quarter	NIL					

Notes:

- The above Unaudited financial results have been reviewed by the Audit Committee and the same have been taken on record by the Board of Directors at its meeting held on 14th November, 2014.
- The Statutory Auditors have carried out a Limited Review of the results for the quarter ended on 30th September, 2014.
- Previous period figures have been regrouped/rearranged wherever necessary.
- The unaudited financial results of the Company for the quarter ended 30th September, 2014 are available on the Company's website "www.veritasindia.net" and Bombay Stock Exchange website "www.bseindia.com".
- During the quarter one of step down subsidiary M/s Veritas Agro Venture Private Limited (VAVPL) has been merged with another subsidiary M/s Vidhata Farming Private Limited (VFPL) as per the order of the Hon'ble Bombay High Court dated 18th July, 2014, the assets and liabilities of VAVPL has been taken over by VFPL at their fair values. The difference between the fair value of assets and investments canceled of Rs. 83,421.48 lakhs has been credited to Capital Reserve.
- M/s Veritas Agro Venture Private Limited the step down subsidiary of the Company has incorporated its own wholly subsidiary at Port Louis, Mauritius, with name M/s GV Investment Finance Company Limited.

Place: Mumbai

Date: 14th November, 2014



FOR VERITAS (INDIA) LIMITED

(Nitin Kumar Dhanwalia)
DIRECTOR
DIN No. 00210289

VERITAS (INDIA) LIMITED

Regd Office: 701 Embassy Centre, Nariman Point, Mumbai- 400 021

CIN : L23209MH1985PLC035702

Segment Reporting under Clause 41 of Listing Agreement

(Rs. in Lacs)

		UNAUDITED				AUDITED	
		(STANDALONE)					
PARTICULARS		Quarter ended 30-09-2014	Quarter ended 30-06-2014	Corresponding Quarter ended 30-09-2013	Six months ended 30-9-2014	Six months ended 30-9-2013	Accounting Year ended 31-03-2014
1	Segment Revenue (Net Sales/ Income from each segment)						
a)	Segment A- (Trading in Goods)	11,839.93	11,132.04	10,325.04	22,971.97	20,565.35	40,194.84
b)	Segment B - (Power Generation- Windmill)	8.69	6.82	38.01	15.51	60.59	77.91
C)	Unallocated	-	-	-	-	-	-
	TOTAL	11,848.62	11,138.86	10,363.05	22,987.48	20,625.94	40,272.74
	Less: Inter Segment Revenue	-	-	-	-	-	-
	Net Sales/Income from Operations	11,848.62	11,138.86	10,363.05	22,987.48	20,625.94	40,272.74
2	Segment Results (Profit before tax and interest from each Segment)						
a)	Segment A- (Trading in Goods)	168.30	126.46	5.37	294.76	72.82	570.54
b)	Segment B - (Power Generation- Windmill)	(12.59)	(2.64)	26.83	(15.22)	37.50	45.85
C)	Unallocated	-	-	126.32	-	126.32	465.87
	TOTAL	155.72	123.82	158.52	279.54	236.63	1,082.25
	Less:						
	i. Interest	56.69	41.58	51.93	98.27	95.77	211.84
	ii. Other Un-allocable Expenditure net off	-	-	-	-	-	-
	iii. Un-allocable income	-	-	-	-	-	-
	TOTAL Profit / (Loss) before Tax	99.02	82.25	106.58	181.27	140.87	870.41
3	Capital Employed (Segment assets- Segment Liabilities)						
a)	Segment A- (Trading in Goods)	10,581.64	10,548.46	9,077.04	10,581.64	9,077.04	10,412.60
b)	Segment B - (Power Generation- Windmill)	401.86	378.12	380.90	401.86	380.90	372.01
C)	Unallocated	-	-	-	-	-	-
	TOTAL	10,983.50	10,926.59	9,457.94	10,983.50	9,457.94	10,784.61



FOR VERITAS (INDIA) LIMITED

(Nitin Kumar Didiwania)

DIRECTOR

DIN No. 00210289

Place: Mumbai

Date: 14th November, 2014

VERITAS (INDIA) LIMITED
 Regd Office: 701 Embassy Centre, Nariman Point, Mumbai- 400 021
 CIN : L23209MH1985PLC035702

Statement of Assets and Liabilities for the Half Year ended 30th September, 2014

(Rs in Lacs)

	Particulars	As at Half Year ended 30-9-2014	As at Previous Accounting Year ended 31-3-2014
		UNAUDITED	AUDITED
		(STANDALONE)	
A	EQUITY AND LIABILITIES		
1	Shareholders' funds		
	a) Share Capital	242.10	242.10
	b) Reserves and Surplus	10,258.93	10,116.43
	Sub-total- Shareholders'Funds	10,501.03	10,358.53
2	Non-Current Liabilities		
	a) Long-term borrowings	264.75	213.22
	b)Deferred tax liabilities (net)	217.72	212.86
	Sub-total- Non-Current Liabilities	482.47	426.08
3	Current Liabilities		
	a) Short-term borrowings	1,336.32	1,788.83
	b) Trade payables	508.60	1,001.98
	c) Other current liabilities	86.64	181.80
	d) Short-term provisions	47.98	56.27
	Sub-total- Current Liabilities	1,979.54	3,028.89
	TOTAL- EQUITY AND LIABILITIES	12,963.04	13,813.49
B	ASSETS		
1	Non-Current Assets		
	a) Fixed Assets	723.12	714.63
	b) Goodwill on consolidation	-	-
	c) Non-Current investments	1,212.81	1,212.81
	d) Deferred Tax assets (net)	-	-
	e) Long-term Loans and Advances	460.24	59.16
	f) Other Non-Current Assets	-	-
	Sub-total- Non Current Assets	2,396.16	1,986.60
2	Current Assets		
	a) Current investments	-	-
	b) Inventories	234.49	144.47
	c) Trade Receivables	8,793.77	10,221.83
	d) Cash and Cash equivalents	1,189.62	1,138.80
	e) Short-term loans and advances	349.00	321.79
	f) Other Current assets	-	-
	Sub-total- Current Assets	10,566.87	11,826.89
	TOTAL- ASSETS	12,963.04	13,813.49

FOR VERITAS (INDIA) LIMITED

Place: Mumbai

Date: 14th November, 2014



(Nitin Kumar Didwania)

DIRECTOR

DIN No. 00210289